

# APPLE IOS

## Email Setup for Office 365

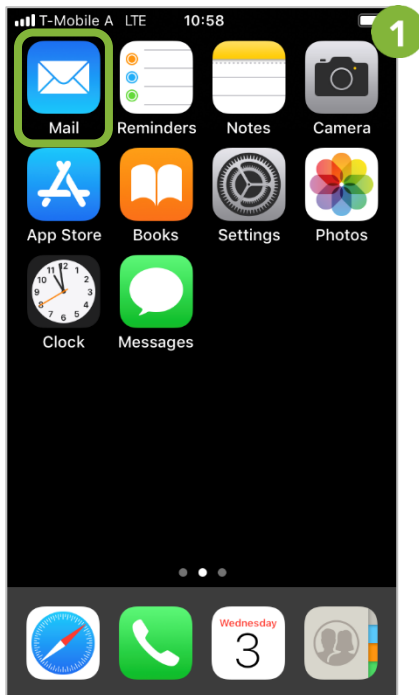
Details about your Office 365 email account are provided at <https://short.wu.ac.at/office365-en>.

**Please  
note**


Connection data for a manual setup are provided at <https://webapp.wu.ac.at>.  
In the webmail application go to **Settings** > **Mail** > **Accounts** > **POP and IMAP**.

## Setting up your Office 365 email account

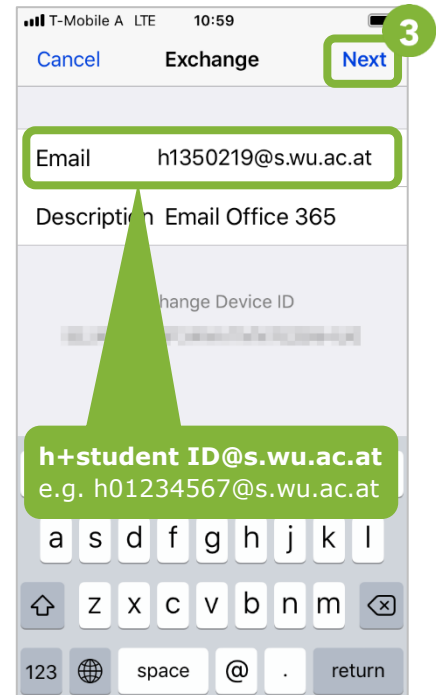
Open the **mail app**.



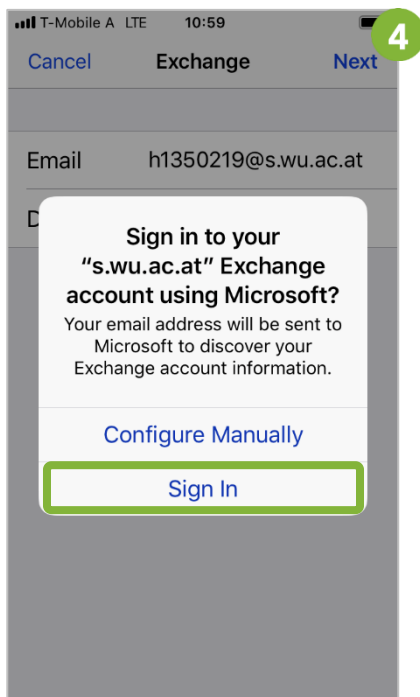
Select **Exchange**.



Enter your **WU email address**.  
Then select **Next**.



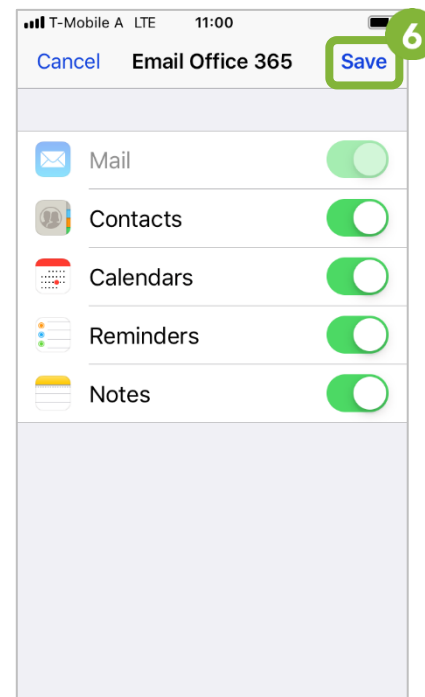
Select **Sign in**.



Enter your WU account password.  
Then select **Sign in**.



Select **Save**.



## Feedback and Support

The **IT Support Center** at the Vienna University of Economics and Business is the first point of contact for WU faculty, staff, and students in all IT-related matters. We are available to provide additional help and are also interested in your feedback on these instructions.

**Give us a call** +43 1 313 36 – 3000

**Send an email** [hotline@wu.ac.at](mailto:hotline@wu.ac.at)

**See us in person** *during the semester*

Mon – Thu 8:00 am – 6:00 pm  
Fri 8:00 am – 5:00 pm

*during breaks and holidays*

Mon – Thu 9:00 am – 5:00 pm  
Fri 9:00 am – 4:00 pm

**Visit our website** [www.wu.ac.at/en/it/support/](http://www.wu.ac.at/en/it/support/)

