

ANDROID

Setting up Email Classic

Learn more about all options to access your WU email on the WU website

➔ <https://short.wu.ac.at/email-classic>.

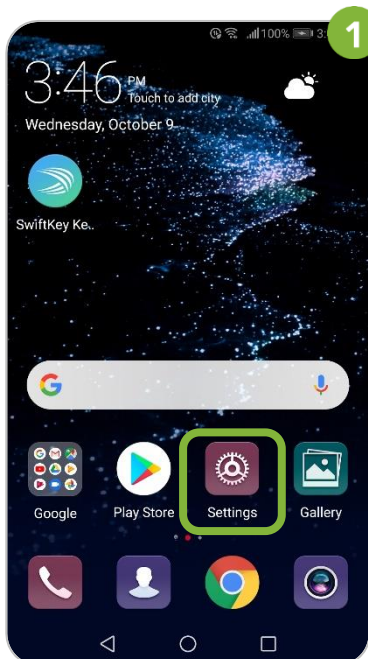
PLEASE NOTE

Classic email (IMAP) is used by WU staff and students. The email addresses follow the scheme **username@wu.ac.at**. You can find your WU username and email address in the **Controlpanel**:

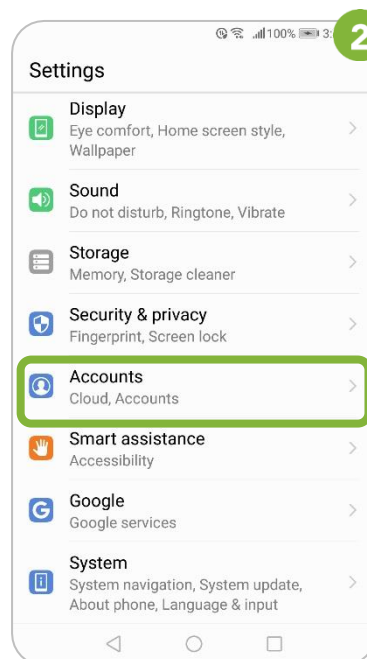
- Your WU username: Controlpanel > My Account > Account information
- Your email address: Controlpanel > My email > Email info

Setting up Email "Classic" by using the Gmail app

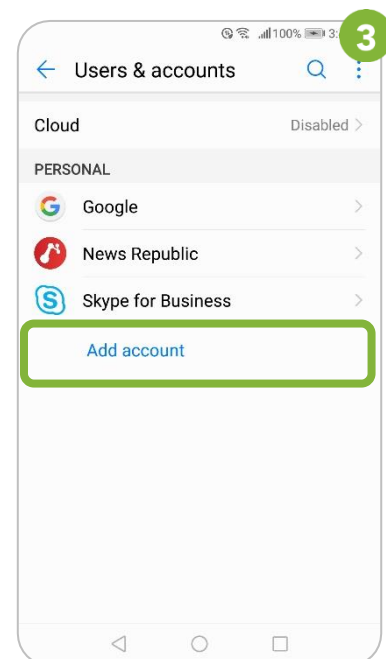
Please open the *Settings*



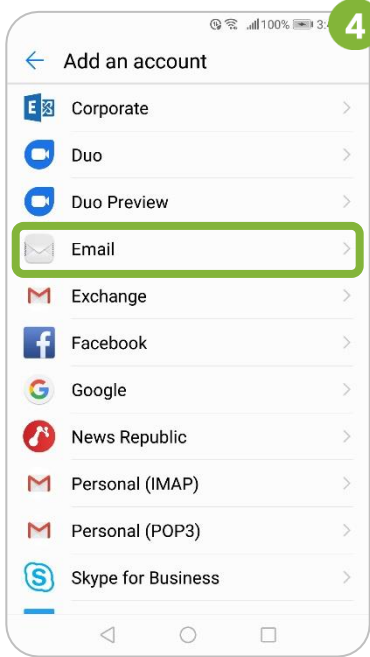
Select *Accounts*



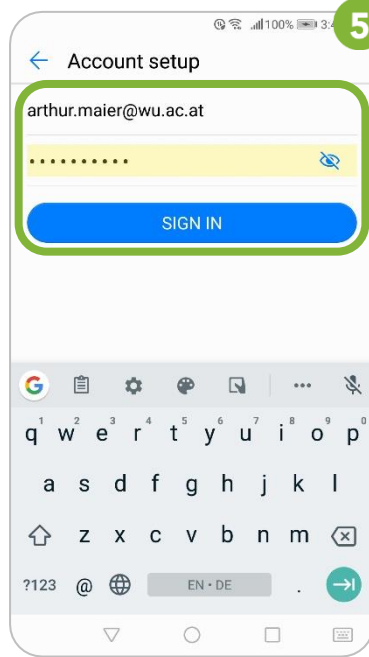
Select *Add account*



Select *Email*



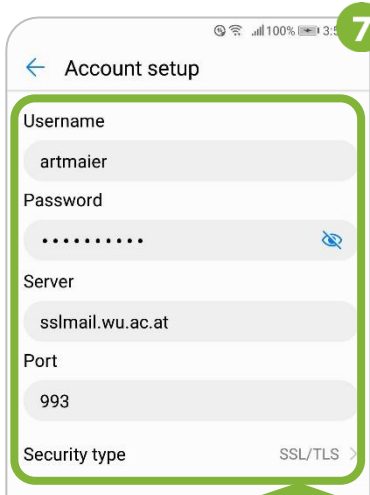
Enter your WU email address and your WU account password



Select *IMAP*

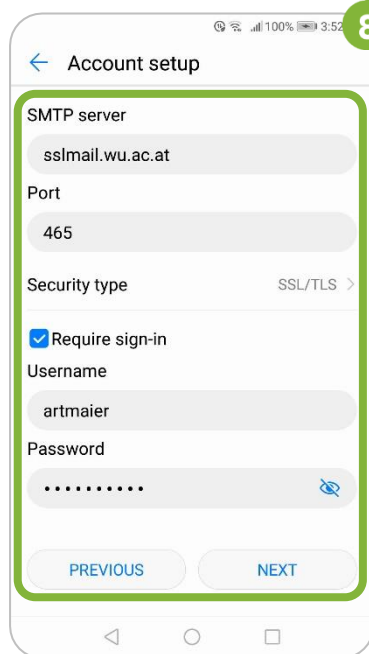


Enter data for the incoming mail server, then select *Next*

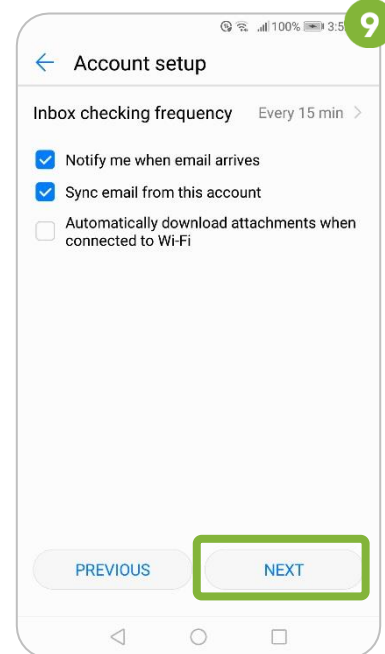


Username: WU username
Password: WU account password
Server: sslmil.wu.ac.at
Security type: SSL/TLS

Enter data for the outgoing mail server, then select *Next*



Adjust settings if desired; Select *Next*



PLEASE NOTE

The username for students is **h+student ID number** (e.g. h1350218).

Your account has been created

Feedback and Support

The **IT Support Center** at the Vienna University of Economics and Business is the first point of contact for WU faculty, staff, and students in all IT-related matters. We are available to provide additional help and are also interested in your feedback on these instructions.

Hotline +43 1 313 36 – 3000

Email hotline@wu.ac.at

Availability short.wu.ac.at/it-support-hours

Website www.wu.ac.at/en/it/support

