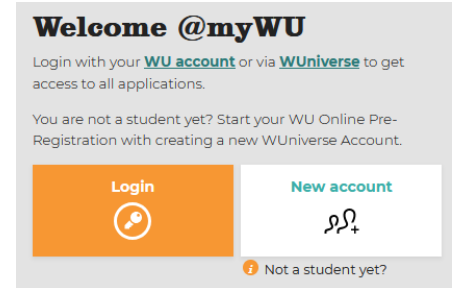


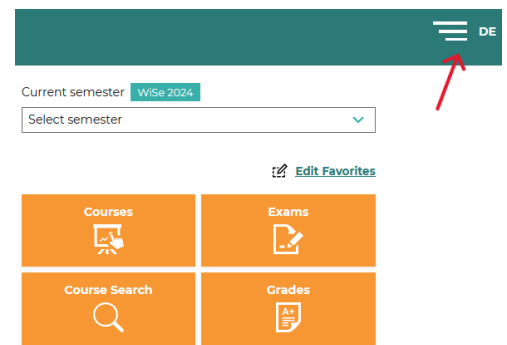
Guidelines for Thesis Management

If you have any questions, please contact studentsupport@wu.ac.at.

Step 1 Go to **myWU** <https://bach.wu.ac.at/mywu/> and log in with your WU account.



Step 2 Click on the **menu symbol** with the **three lines** at the **top right**.



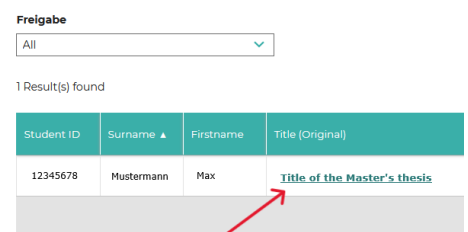
Step 3 Click on **Thesis Management** under *My workplace*.



Step 4 A thesis will be listed here once it was created **and** the student has logged into Thesis Management.



Step 5 Click on the title of the respective thesis.



Step 6 You can download the thesis here.

Note: The affidavit is confirmed by the student directly in myWU.

< **Thesis**

Details

Student	12345678
Type	Master's thesis
Language	English
Title (Original)	Title of the Master's thesis
Title (English)	Title of the Master's thesis
Reviewer(s)	Univ.Prof. Dr. Max Mustermann
Download	↓ PDFA.pdf (Thesis)

Step 7 To view the plagiarism report in the *Turnitin* application, click **Viewer**. You can also download and/or print the thesis using the arrow icon.

Similarity report

i Plagiarism report was created successfully.

VIEWER **94 %**

Download
Print
Share ^

Technisch
Folgende
eingehalte
elektron
Text nicht

Step 8 To confirm the plagiarism check is unobjectionable and to approve the thesis for grading.

If the thesis requires revision by the student, you can click on **“Back to start”** to return the thesis to the student. The student can again upload a new version. You need to state a reason for this step.

Submission

i Plagiarism check for the thesis is available.

Reason (min. 10 characters)

BACK TO START

ACCEPT

If there are different versions of a thesis, you can view them **History**.

History

Version	Title (Original)	Submitted at	Archived at	Reason for new version
1	Title of the Master's thesis	20.11.2024	20.11.2024	
2	Title of the Master's thesis	n/a	n/a	