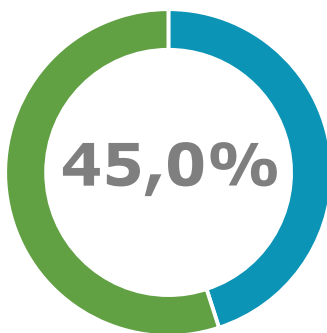


STUDENT & GRADUATE FACT SHEET

Master Strategy, Innovation, and Management Control

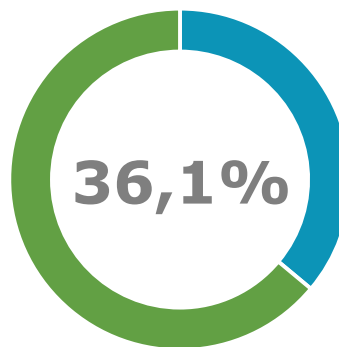


Share of First Generation Students



Source: Master SIMC
 Beginners' 2018-19 Survey

International students
 2019/20



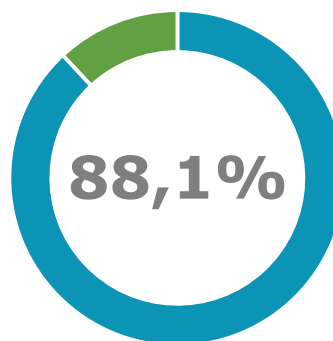
Source: Academic Controlling 01/2020,
 enrolled students (incl. DD) Master SIMC
 (n=158)

Countries of Origin



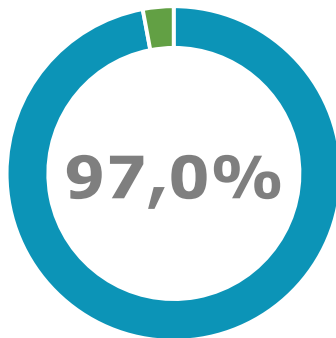
Source: Academic Controlling 01/2020,
 enrolled students (incl. DD) Master SIMC

Graduates 2018-19 with
 mobility experience



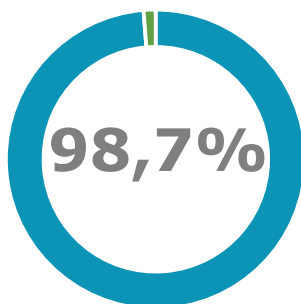
Source: Academic Controlling 01/2020,
 Master SIMC (n=67)

Graduates 2018-19 with international experience



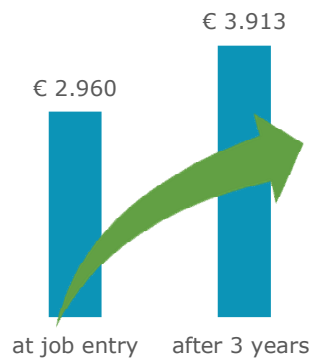
Source: Academic Controlling 01/2020, Master SIMC (n=67)

Graduates in the labour market employed within 6 months after graduation



Source: Statistik Austria, Graduate Tracking 12/2018, Master SIMC

Increase in monthly salary



Source: Statistik Austria, Graduate Tracking 12/2018, Master SIMC



Please note that these numbers reflect the average salary. At least 10% of our graduates start-up their own business, hence their salary might be less in the beginning compared to a regular full-time position.

